



# Year 7 Music

## Ark Globe Academy


### Remote Learning

### Spring Term Pack 4

Session	Title	Work to be completed	Resource provided	Outcome	On-Line Support
<b>1 – Wk1</b>	<b>Steel Pans</b>	Complete the table with your own research on the different steel pans  <b>S&amp;C:</b> Describe how the steel pans work together and how the sounds work.	Remote Pack PPT Knowledge Organiser	Table completed  PEE paragraph	Email Miss. Warburton on: <a href="mailto:J.Warburton@arkglobe.org">J.Warburton@arkglobe.org</a>
<b>2 – Wk2</b>	<b>Syncopation</b>	Create a poster that explain what syncopation is and what a syncopated rhythm looks.  <b>S&amp;C:</b> Use the grid to and draw out 3 syncopated rhythms.	Remote Pack PPT Knowledge Organiser	Poster created  Rhythm Grid	Email Miss. Warburton on: <a href="mailto:J.Warburton@arkglobe.org">J.Warburton@arkglobe.org</a>



Ping Pongs



Guitars



Cellos



Basses

Steel Band

Trinidad and Tobago

Where from?



Melody and accompaniment

Texture

Tonality

Major

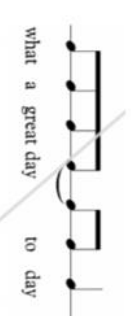
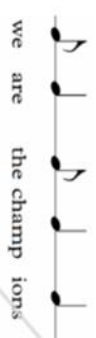
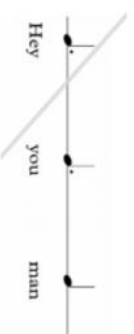
Rhythm

Syncopation - to emphasise the off-beat





Harmony

Melody  
Conjunct  
Disjunct  
Repetition  
Passing notes

Primary chords (I,IV,V)  
Bass line (root and 5th note)



Complete the table with your own research on the different steel pans

	Name	How is it made?	What role does it play in the group?	How are the sounds played?
				
				
				
				

Stretch: Describe how the steel pans work together and how the sounds work.

---

---

---

---

---

